



Jack and the Beanstalk Parachute

The visual schedule should be presented/reviewed with families before starting the activity, and referred back to as needed to guide the student through the activity. Items can be checked off/crossed out as they are completed.

If needed/wanted the bottom two squares can be used to record the time it takes the figurine to hit the ground and when reflecting students can circle or touch the square to tell parachute went the slowest. If VODs are available, students can also activate one of the buttons to indicate their response.

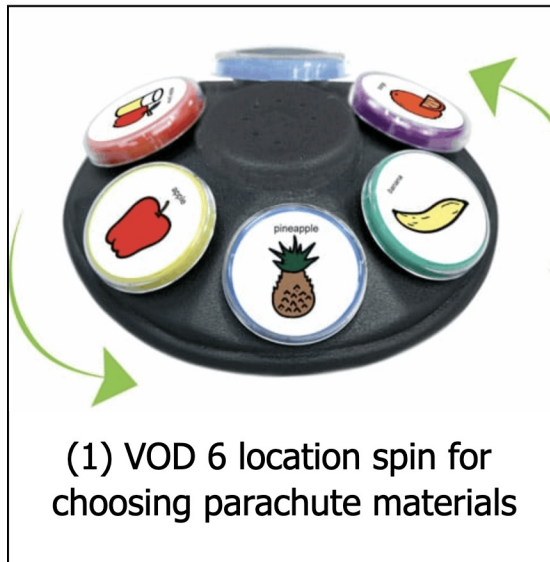
The choice board or voice output devices (VODs) can be used to help students indicate which materials they want to use to build their parachutes.

For questions, comments, concerns please email
ataac@lvjUSD.org. Thank you!



Jack and the Beanstalk Parachute

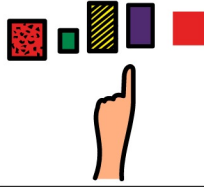
To fully include our non-speaking students we should have voice output devices (VODs) to support (1) choosing which materials to use for the parachute and (2) telling which parachute helps Jack go the slowest. Suggestions are below. Items could be loaned from SPED for the activities





Jack and the Beanstalk Parachute

1



Choose materials to make your parachute

2



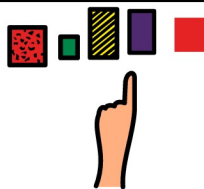
Build your parachute. If you need it, ask an adult for help!

3



Test your parachute. Attach it to Jack and watch him fall. How long does it take for him to reach the ground?

4



Choose materials to make another your parachute

5




Build your parachute. If you need it, ask an adult for help!

6



Test your parachute. Attach it to Jack and watch him fall. How long does it take for him to reach the ground?

7



Which parachute helped Jack fall the slowest?



Parachute #1 took

seconds to fall .



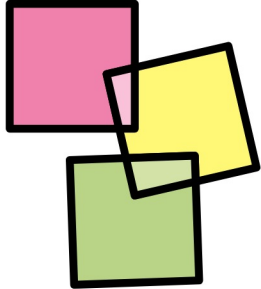
Parachute #2 took

seconds to fall .






Jack and the Beanstalk Parachute



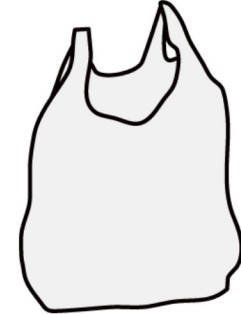
tissue paper




newspaper




coffee filter




plastic bag




pipe cleaners







rubber bands



string




floss






Jack and the Beanstalk Parachute




tissue paper




newspaper




coffee filter




plastic bag



pipe cleaners



rubber bands



string



floss

